

プロネ
Blauné
根元カラー

Instructions for Use

Usage precautions for this product and exclusive remover

- Do not use the product on problem areas with wounds, swelling or rashes.
- Pay close attention while using the product to see if your skin experiences problems. Stop using the product if it does not suit your skin.
 - ① If you experience redness, swelling, itching, irritation, loss of color (e.g. white blotches) or darkening during use
 - ② If the above conditions appear after your skin is exposed to direct sunlight We recommend you consult your dermatologist. Continuing to use the product may worsen these symptoms.
- Use caution to avoid the liquid and exclusive remover from getting in your eyes while rinsing off from hair. If the product gets into your eyes, rinse immediately with plenty of water. Consult an ophthalmologist if discomfort persists.
- Do not use the product on parts other than head hair, such as eyebrows and eye lashes.
- Do not use the exclusive remover on parts other than the skin.
- Carefully select the place to store the product in order to prevent children, people with dementia and others from accidentally swallowing the product.

Precautions before using hair dye for roots

- This product is a "temporary hair dye."
- The hair dyeing process is different from that of hair color products, so please read the instructions even if you have previously used hair color products.

For inquiries and opinions on the product
Kao Consumer Communication Center ☎0120-165-692
2-1-3 Bunka, Sumida-Ku, Tokyo 131-8501
<http://www.kao.co.jp/blaune/>

Caution!

Pay attention not to color the scalp, hands, or skin, as it will not come off easily.

To prevent the product from getting on the scalp

- Do not dispense liquid with the brush in your hair.
- Do not dispense too much liquid.

To prevent the product from getting on hands and skin

- Generously apply oil-based skin cream around the face (forehead, hairline).
- Always wear gloves during use, including when rinsing hair and washing the brush.

In case the product gets on the scalp, hands or skin

- If liquid gets on, **immediately wipe off gently with a tissue paper or towel.** Over time, it becomes harder to remove the stain.
 - If color remains, rinse off with soap.
 - If it is difficult to remove with soap, etc., moisten a cotton pad with an appropriate amount (0.5 ml: the size of a 1 yen coin) of the **exclusive remover** and **wipe off by tapping lightly and not rubbing. Thoroughly rinse off.**
 - * If it is difficult to remove, leave a cotton pad moistened with the exclusive remover on skin for about 3 minutes, then gently wipe off. If it does not come off at once, repeat several times.
 - * Rinse with water after use.
 - * For the scalp, it is convenient to fold a cotton pad and pinch it between fingers or use a cotton swab.
 - * If the color has been on for a long time, it may not come off immediately even with the exclusive remover.
- Do not rub** it off as this may damage your skin. If any color remains, it will naturally fade away after a few days of shampooing and bathing.

Caution!

Be careful not to color clothing, furniture, floors, mirrors and bathtubs.

If product colors surfaces

- For clothes and towels, wash immediately. If it is difficult to remove, we recommend using bleach.
- If it gets on walls, floors, furniture, mirrors, bathtubs, bathrooms, etc., the color will be difficult to remove. If the product got on surfaces, **immediately wipe off or rinse off.**
 - * The product may not come off from some clothing, wall, furniture and mirror materials.
 - * Do not use the exclusive remover on these surfaces.



The color will fade when the product is used on wet hair.

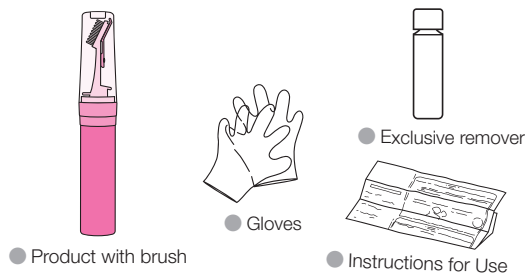
- When towel-drying after shampooing ■ When sweating or wet from rain
- After swimming in the pool ■ Styling products, hair growth products that make your hair wet, etc.

To prevent the product from getting on clothes, etc.

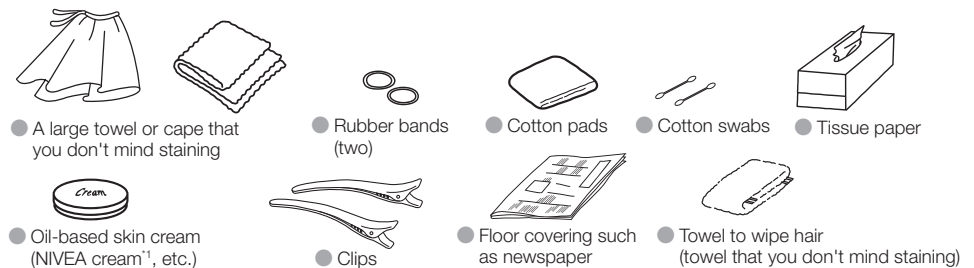
- While your hair is wet, wrap a clean towel that you don't mind staining around your neck or tie your hair into an updo to prevent it from getting on clothing. Once the hair is dry, there is no need to worry about color transfer.
- When going to bed, dry your hair thoroughly and protect your pillow with an old towel.

What to prepare

Items included in the box



Items not included in the box



Caution

Do not place near fan heaters, bathtubs, etc. Do not leave the product in a bathroom with a bathroom dryer in use, or in the car for long periods of time. This may cause the temperature to rise and the product to explode. DO NOT store the product in high temperatures or under direct sunlight.

- Perming after use may cause the colorant to come off. Finish perming by the day before use.
- Avoid use if you have an important upcoming event. It is recommended to use the product two to three days beforehand in case it stains your skin.
- Avoid using the product in public bathrooms, etc., as it may cause inconvenience to others around you due to staining, etc.

How to Use

Preparations before Application **Get yourself ready. Make sure to use on dry hair.**

When your hair is very dirty or has a large amount of hair styling product applied, the product may lose its effect. Shampoo and dry your hair before use.

- Wear "open-fronted" clothing that can be easily taken off and you don't mind staining.
- Guard up to your neck with a cape or large towel.
- Keep hair clipped up so that the area to be dyed is clearly visible.
- Place newspaper, etc. on the floor before use to prevent staining.

Caution Apply oil-based skin cream around your face and make sure to wear gloves to prevent coloring hairline, hands and skin.

● **Apply oil-based skin cream**

Generously apply oil-based skin cream around the face (forehead, hairline).

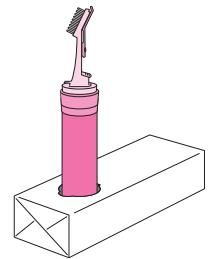


● **Make sure to wear gloves**

Put rubber bands on to prevent the gloves from moving.



- Punch out along the perforated line on the back side of the box to keep the bottle upright during use.



1 Press the button to dispense liquid.

The liquid may splatter at first, so **press the button slowly**.



2 Apply the appropriate amount on the hairline and parting, where gray hair is visible.

Caution Pay attention not to get the liquid onto the scalp, hands, or skin.

- Do not rub in the liquid onto the scalp.
- Immediately wipe off with a tissue paper, etc. if the product gets onto hands or skin. Over time, it becomes harder to remove the stain.

● Hairline



● Hair partings



Appropriate usage amount



An appropriate amount is 10 pushes each for the hairline and hair partings.

As the final step, check again for any missed areas!

3 Leave on for about 15 minutes.

Check that there is no liquid on your hands or skin, or that they are not colored

- Immediately wipe off with a tissue paper, etc. if you see liquid.
- If color remains, rinse off immediately with soap. If it is difficult to remove with soap, etc., use the **exclusive remover** that comes with the product to facilitate removal.

For detailed instructions on how to remove the product, please read "In case the product gets on the scalp, hands or skin" on the reverse side.

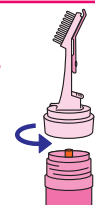
▶▶▶ Wash the brush while leaving the product on hair

How to wash the brush

Make sure to wear gloves to prevent coloring hands

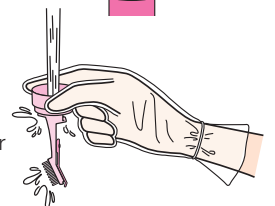
Liquid may solidify and clog. Make sure to wash the brush for next use.

1 Remove the brush.



2 Turn the brush upside down and rinse until the inside of the brush is clean.

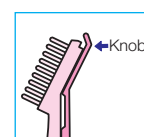
* Wash for about 30 seconds with a slightly stronger water flow, holding it about 15 cm away from the faucet.



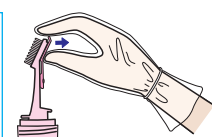
3 Dry the brush and cap on a piece of newspaper, then put it back on to the container to store.

If colored or clogged

1. Pull the top of the knob on the back of the brush to open.



2. Wash after rotating the brush slightly so that the holes on the back side of the brush are visible.



3. After washing, close the knob tightly.



4 After rinsing, shampoo and condition. Thoroughly dry your hair.

Make sure to wear gloves to prevent coloring hands

- Rinse well until the color of rinsing water is gone.
- Shampoo your hair twice, thoroughly.

- Use caution to avoid the product from getting in your eyes while rinsing off.
- If using the exclusive remover, rinse the applied area well.

* Dry your hair thoroughly. If you sleep with your hair half-dried, the product may stain pillows and other surfaces.

◎ If you have difficulty feeling the effects, use a larger amount and repeat the application on another day. This will not stress hair.



For next use

- The unused liquid and exclusive remover can be used as is next time.
- Wash and dry gloves at the end and store for next use.
- Make sure to wash the brush each time.

Dispose of the product after using it up. The cap and brush are plastic, and the can is aluminum.